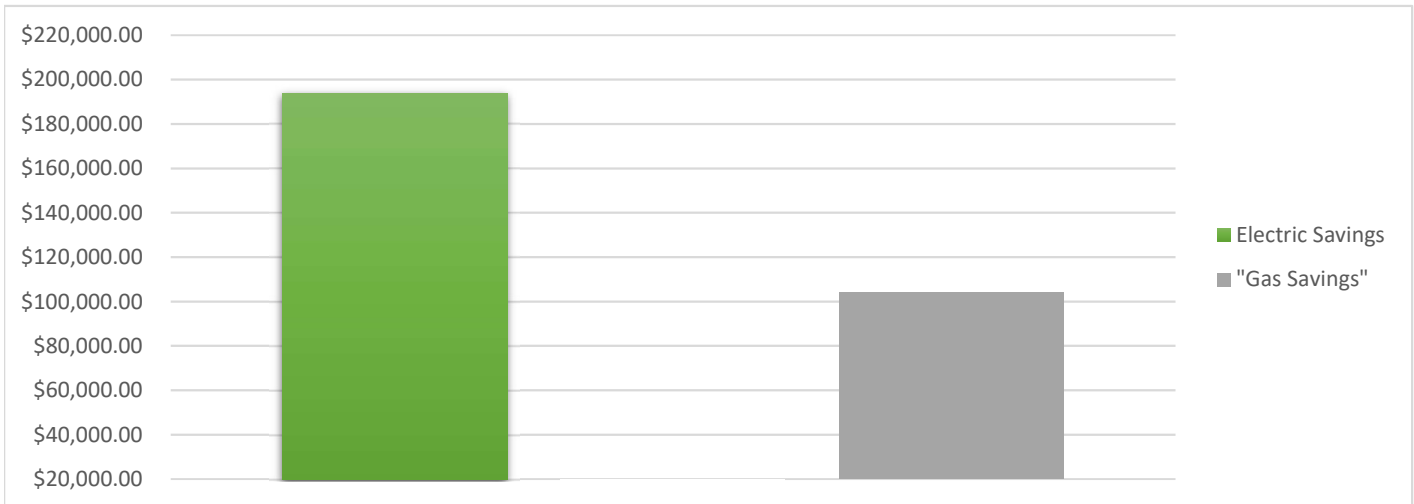




Ross County Energy Project

Energy Performance Report - August 2017



Year to Date Savings by Utility (October 2014 through August 2017)

GRAND TOTAL SAVINGS

\$ 447,310.36

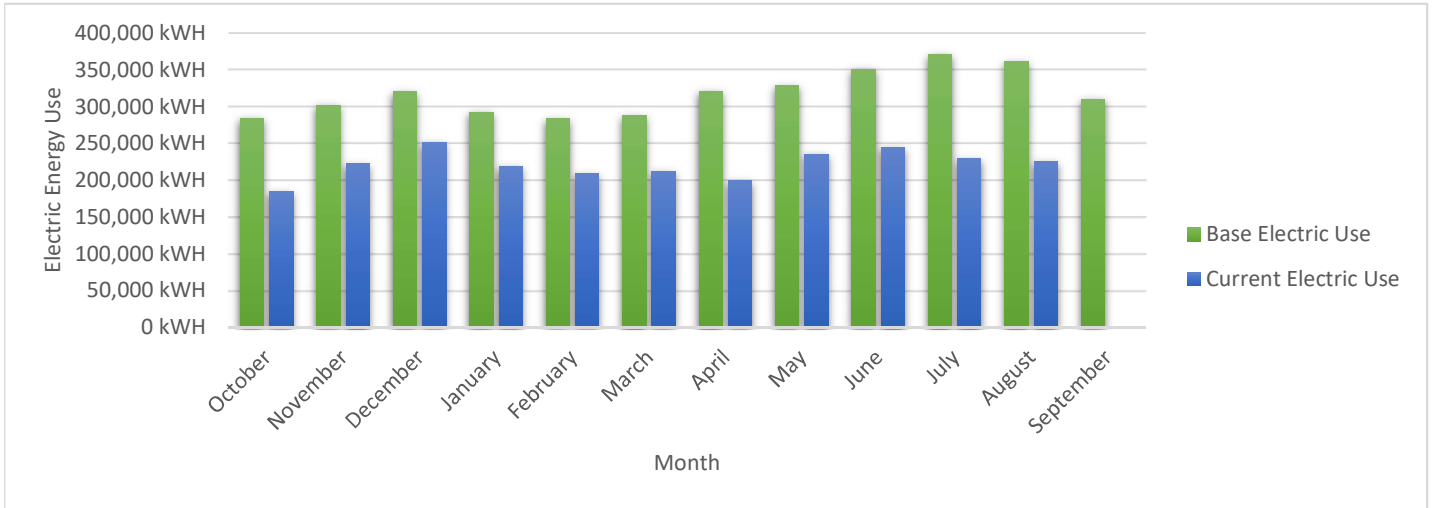


Figure 1: Electric Use by Month

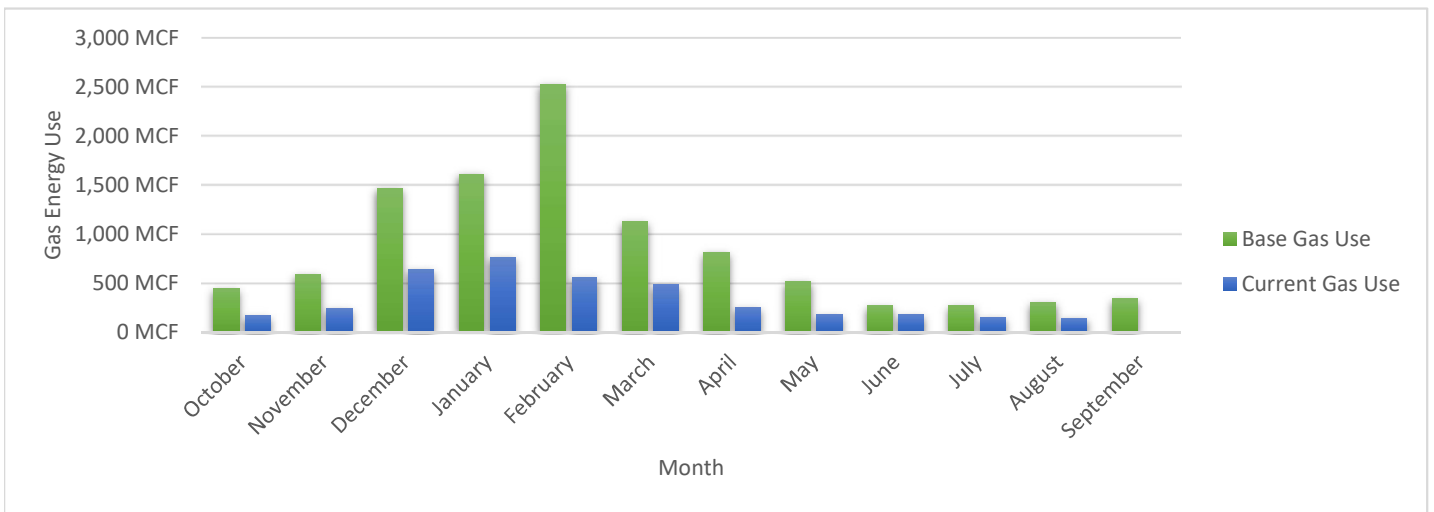


Figure 2: Gas Use by Month



Table 1: Savings for this month by building and utility

Building	Electric	Gas	Total
Service Center	\$ 5,392.00	\$ 1.28	\$ 5,393.28
Courthouse	\$ 1,824.00	\$ 1,645.73	\$ 3,469.73
Law Enforcement	\$ 2,736.00	\$ 1,052.23	\$ 3,788.23
Paint Street1	\$ (49.94)	\$ 3.20	\$ (46.74)
Paint Street2	\$ 51.20	\$ -	\$ 51.20
Second Street	\$ 880.00	\$ 23.68	\$ 903.68
Month Total	\$ 10,833.26	\$ 2,726.12	\$ 13,559.38

Table 2: Total savings by building for current year

10/1/2016 - 9/1/2017	Total Yearly Savings
Service Center	\$ 40,001.78
Courthouse	\$ 42,695.02
Law Enforcement	\$ 48,219.03
Paint Street1	\$ 987.42
Paint Street2	\$ 1,049.90
Second Street	\$ 9,098.82
Year Total	\$ 142,051.97

Table 3: Total savings by building since project completion

Since October 2014	Total Project Savings
Service Center	\$ 129,116.57
Courthouse	\$ 131,022.15
Law Enforcement	\$ 156,520.07
Paint Street1	\$ 1,303.36
Paint Street2	\$ 2,081.14
Second Street	\$ 27,267.08
Project Total	\$ 447,310.36



Table 4: Electrical totals comparison for current month

Building	Base Year (kWh)	First Year (kWh)	Second Year (kWh)
Service Center	120,200	75,600	52,800
Courthouse	83,760	63,360	60,960
Law Enforcement	125,640	95,040	91,440
Paint Street1	3,340	5,020	4,120
Paint Street2	6,320	6,160	5,680
Second Street	21,720	11,400	10,720
County Total	360,980	256,580	225,720

Table 5: Gas totals comparison for current month

Building	Base Year (MCF)	First Year (MCF)	Second Year (MCF)
Service Center	0.3	0.1	0.1
Courthouse	4.9	0.8	0.3
Law Enforcement	294.7	166.0	140.4
Paint Street1	0.5	0.0	-
Paint Street2	-	-	-
Second Street	0.0	-	-
County Total	300.4	166.9	140.8